

# RECOVERY KENTUCKY CLIENTS

RECOVERY CENTER OUTCOME STUDY INTAKE FACT SHEET - 2023

This fact sheet summarized characteristics reported by 1,548 clients who participated in the Recovery Center Outcome Study and completed an intake assessment between July 2020 and June 2021.

## GENDER



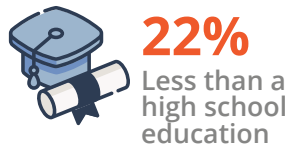
## RACE



## AGE




## EDUCATION



## EMPLOYMENT



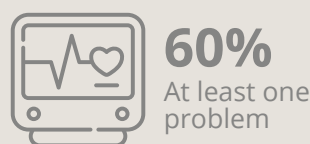
## NUMBER OF POOR PHYSICAL HEALTH DAYS



## NUMBER OF POOR MENTAL HEALTH DAYS



## CHRONIC MEDICAL PROBLEMS



## CHRONIC PAIN



## Risk factors at intake

### SUBSTANCE USE 6 MONTHS BEFORE PROGRAM ENTRY\*



\* Among clients who were not in a controlled environment all 180 days before intake

### ADVERSE CHILDHOOD EXPERIENCES (ACE)

**12%**  
0 ACE



**36%**  
1 - 3 ACE

**29%**  
4 - 6 ACE

**20%**  
7 - 9 ACE

**3%**  
10 ACE

### MENTAL HEALTH 6 MONTHS BEFORE PROGRAM ENTRY



### CRIMINAL JUSTICE INVOLVEMENT 6 MONTHS BEFORE PROGRAM ENTRY

