

RECOVERY KENTUCKY CLIENTS

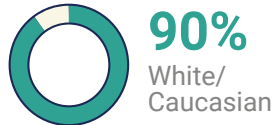
RECOVERY CENTER OUTCOME STUDY INTAKE FACT SHEET - 2024

This fact sheet summarizes characteristics reported by 1,740 clients who participated in the Recovery Center Outcome Study and completed an intake assessment between July 2021 and June 2022.

GENDER



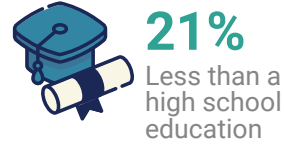
RACE



AGE




EDUCATION



EMPLOYMENT




NUMBER OF POOR PHYSICAL HEALTH DAYS



NUMBER OF POOR MENTAL HEALTH DAYS



CHRONIC MEDICAL PROBLEMS



CHRONIC PAIN



Risk factors at intake

SUBSTANCE USE 6 MONTHS BEFORE PROGRAM ENTRY*




* Among clients who were not in a controlled environment all 180 days before intake

ADVERSE CHILDHOOD EXPERIENCES (ACE)



MENTAL HEALTH 6 MONTHS BEFORE PROGRAM ENTRY



CRIMINAL JUSTICE INVOLVEMENT 6 MONTHS BEFORE PROGRAM ENTRY

